

FM 31-99  
War Department  
Basic Field Manual

# **UNIFORM and EQUIPMENT GUIDE**

**Tenth Mountain Division**

***(Light Infantry) - ALPINE***



**February 17, 1945**

## WAR DEPARTMENT

WASHINGTON, NOVEMBER 8, 1944

FM 31-99, BASIC FIELD MANUAL, UNIFORM AND EQUIPMENT GUIDE, is published with the intent of providing basic instruction on uniform selection and equipment requirements for members of the **TENTH MOUNTAIN DIVISION**, as well as other units attached to or functioning as mountain, alpine, ski, or winter warfare troops. This manual will address basic and advanced uniform and equipment selection, sourcing, and accepted standards. It is not intended as a sole source, nor is it limiting in its scope or direction. That shall be solely up to the unit commander and the individual soldier.

As with all such guides, corrections and revisions may be made without notice. The need for such correction should be brought to the attention of the unit commander or squad leader, depending on the nature and scope of the needed change. All attempts shall be made to keep active member(s) of all affected units notified within a reasonable period.

By order of the Secretary of War.

## AFFECTED UNIT(S)

- 85th Mountain Infantry Regiment
- 86th Mountain Infantry Regiment
- 87th Mountain Infantry Regiment
- 604th Mountain Artillery Battalion
- 605th Mountain Artillery Battalion
- 616th Mountain Artillery Battalion
- 10th Mountain Anti-Tank Battalion
- 110th Mountain Signal Company
- 10th Mountain Quartermaster Battalion
- 10th Mountain Medical Battalion
- 126th Mountain Engineer Battalion
- 10th Mountain Military Police Platoon
- 10th Mountain Mounted Recon Troop
- 710th Mountain Ordnance Company
- H.Q. Battery, 10th Mountain Division
- H.Q. Company, 10th Mountain Division
- Mountain and Winter Warfare Board
- 99th Independent Infantry Battalion (Norse)

*This information is rated as "SECRET", and shall not be released for public dissemination.*



# INDEX

## **I UNIFORM GUIDE**

1-1 Introduction

1-2 General Guidelines

1-3 Combat Uniform

1-4 Class A Uniform

## **II AWARDS, RANK, AND INSIGNIA**

2-1 Awards

2-2 Rank

2-3 Insignia

## **III QUARTERMASTER MANUAL**

3-1 Individual Equipment

3-2 Organizational Equipment

3-3 Non-Specific Equipment

## **IV MANUAL OF ARMS (abridged)**

## **V UNIT HISTORY**

## **VI SAFETY REGULATIONS**

*Please bind all corrections or supplements to this manual inside the back cover.*

# **I UNIFORM GUIDE**

## **1-1 INTRODUCTION**

The TENTH LIGHT INFANTRY DIVISION (ALPINE) was formed in 1943 from one existing and two new regiments. All of the units were trained in Alpine combat, including skiing, rock climbing, snow shoeing, and high altitude survival. As the U.S. Army did not have any such unit prior to 1941, most of the equipment had to be designed for this application. As a result, much of the mountain equipment may look unusual to the members of other Regular Army units.

The mountain trooper may wear windproof pants and jacket, or a reversible white/O.D. ski parka. Boots and leggings are adapted to use with ski bindings. The rucksack is designed to carry the 94 pound load that a trooper may have to carry into combat. Even the hat of a mountain trooper is to be constructed to keep the wind out and body heat in.

When the TENTH MOUNTAIN DIVISION is committed to combat, most of the individual equipment will be transported with them. Due to the lack of supply of this extremely specialized equipment, replacements due to normal wear or due to combat damage may be made with general issue uniforms and equipment. Much of the current listing of mountain equipment is now listed as limited standard, and may no longer be in Quartermaster supply channels.

## 1-2 GENERAL GUIDELINES

Anything in the Army supply system may be issued and worn by a **TENTH MOUNTAIN DIVISION** trooper. All issue equipment will be dated and property-marked (U.S.), and boots will be Army russet, not Navy black.

Wool O.D. battle dress or the Mountain Field Uniform is preferred for most battlefield wear, although the new *M-43* series combat uniform is gaining popularity in some theaters. For Summer fatigue duty, the M-43 series or the herringbone twill (HBT) fatigues are acceptable. In all cases, the O.D. athletic shirt or other issue undergarment shall be worn.

## 1-3 COMBAT UNIFORM

### A) Boots:

- 1) Mountain Boot; a low-quarter brown boot with a square toe and rocker sole.
- 2) Two-Buckle Boot; roughout style with a high ankle support.
- 3) M-44 Combat Boot; high type with full laces. Limited to stateside duty, frequently as a parade or Class A item only.
- 4) Field Shoe; least preferred, as worn with leggings, or on fatigue detail.

### B) Trousers:

- 1) Mountain/Ski; a windproof cotton trouser with cargo pockets on the leg and and zippered hip pockets.
  - 2) Ski (wool); 22 oz. with zippered pockets and a tapered leg to fit into the ski boot.
  - 3) M-43 series; cotton trouser with button fly and ankle closure.
  - 4) Field (wool); 16 oz. standard issue field trouser.
- C) Belt: 1 .25" web belt (L.O.D.) with open-faced buckle.
- D) Shirt: (L..O.D.) wool field/combat.
- E) Jacket:
- 1) Mountain; cotton duck with cargo pockets, internal suspenders, and attached hood.
  - 2) Parka; reversible pullover with white and olive sides. May have wolf fur around attached hood and/or cuffs.
  - 3) M-43 Series; 4 patch pockets and button front. Detachable hood available, as is removable liner.
- F) Helmet: M-1/M-1942 type with sewn on straps, fiberglass liner. Helmet net is optional.
- G) Web Gear: (ALL GEAR SHOULD BE KHAKI OR L.O.D.)
- 1) Belt; pistol used wiith Carbine M-1, all S.M.G., Medical.



Belt, 10 pocket used with Rifle(s) M-1, M-1903.

Belt, B.A.R. used to support that weapon.

- 2) Suspenders, M-1938; to support belt(s). Must have "D" rings on front strap for attachment of haversack.
  - 3) Pack, Mountain; M-1941/M-1942 pattern rucksack with steel, wire, bamboo or aluminum frame.
  - 4) First Aid Pouch; M-1934/M-1942 with Medical Department insert, worn on belt or suspended from pack.
  - 5) Canteen and Cover; steel or aluminum with cup and heater. Plastic not authorized for Mountain issue, due to potential for freezing.
  - 6) Other ; as needed per duties. If in doubt, contact unit commander or squad leader.
- H) Weapons: Any U.S. issue and produced weapon is allowed. Allied or captured weapons are prohibited unless authorized by Safety officer.
- I) Bayonet: M-1/M-1942 allowed for rifles M-1 and M-1903. All others to carry M-3 knife.

## 1-4 CLASS A (DRESS) UNIFORM

This uniform shall be maintained for parade or presentation occasions. It must be maintained in inspection condition at all times.

- A) Boots: As 1-4-A with high polish.
- B) Trousers: M-44 wool (color match to jacket in 1-5-E). Fine weave.
- C) Belt: khaki 1.25" web with full face brass buckle.
- D) Shirt: L.O.D.) Wool with full military press.
- E) Jacket:
  - 1) "IKE" M-44 pattern battle jacket is most preferred. O.D. wool.
  - 2) Blouse (4 pocket); 4 unpleated pockets and no cuff. O.D. wool.
- F) Hat:
  - 1) Overseas; O.D. wool with branch-of-service piping.
  - 2) Garrison; Dress issue only worn with dress (four pocket) uniform blouse.
- G) Tie: Tan wool, cotton or mohair.

## **II AWARD, RANK, and INSIGNIA GUIDELINES**

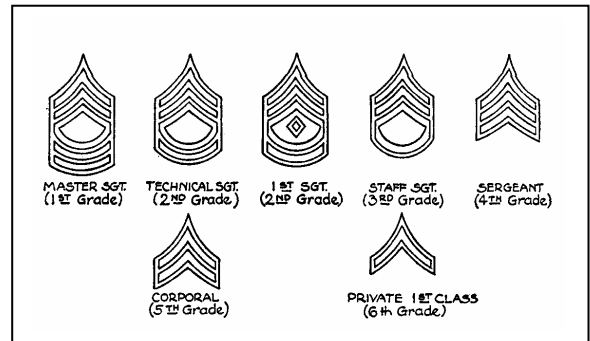
### **2-1 AWARDS**

- A) AMERICAN DEFENSE: worn by all members in unit since initial formation only.
- B) AMERICAN THEATER: worn by all members for service in the continental United States.
- C) PACIFIC THEATER: only worn by members of the 87th Infantry for service in the Aleutians (KISKA) campaign. May be worn in conjunction with a KISKA combat patch (right sleeve)
- D) EUROPE, AFRICA, MID-EAST THEATER: (with two battle stars)
- E) GOOD CONDUCT: worn after 3 years service in the unit. Knot for additional 3 years service permitted.
- F) Other Ribbons: no other ribbon shall be worn unless earned in active service in the United States Armed Forces.
- G) COMBAT INFANTRY BADGE: worn for combat participation in a W.W.II national battle or other authorized event while serving with the TENTH MOUNTAIN DIVISION. Second and third awards will be noted per regulations for additional combat performance.
- H) MARKSMANSHIP and TECHNICAL QUALIFICATION BADGES: shall be worn as authorized or regulated.
- I) Other Awards: no other awards shall be worn without written approval of the unit commander.

## 2-2 RANK

A) No rank higher than Master Sergeant / First Sergeant will be worn while assembled for battle or training. Officer ranks shall be permitted for public display or formal occasions. ANC members on assignment shall be limited in rank to 1<sup>st</sup> or 2<sup>nd</sup> Lt.

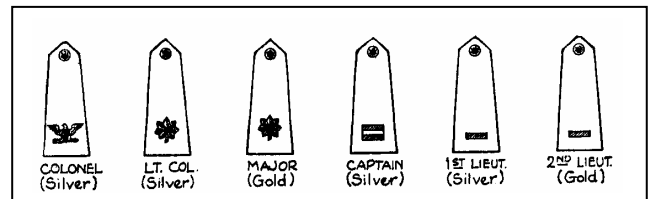
B) The unit commander shall make all rank assignments with consideration given to length of service, duties, and leadership abilities.



C) All new members shall be ranked as Private (no stripe), unless other rank is dictated by duties. After 1 year of service, all Privates shall automatically advance in rank to Private First Class.

D) Corporals and Sergeants shall be promoted on duties and abilities. These duties may include scout, squad leader, driver, M.P., radio operator, etc.

E) Past unit commanders may retain their highest earned rank after assuming other duties.



## 2-3 INSIGNIA

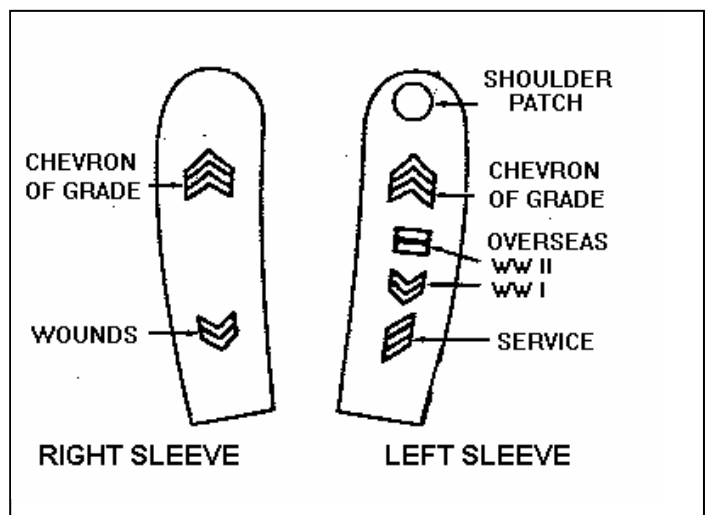
A) The TENTH MOUNTAIN DIVISION insignia (patch) shall be worn on all uniforms on the left shoulder in the proscribed manner. The MOUNTAIN tab shall be worn directly above the unit insignia.

B) The KISKA TASK FORCE insignia is authorized to be worn on the Class A uniform for members having served on that task force in combat, and shall be worn in conjunction with the Pacific Theater ribbon with one battle star.

C) Insignia of rank shall be worn on all Class A (dress) uniforms in the proscribed manner, and is optional on combat uniforms.

D) Overseas stripe(s) may be worn on the left cuff on all Class A uniforms in the prescribed manner, for prior service in another unit while serving overseas.

E) Service Bars may be worn on the left sleeve on all Class A uniforms to show service in the unit. One bar represents 3 years active service in the unit.



F) "RUPTURED DUCK" may be retained on original uniforms, but shall not be added to the uniform.

G) Collar Brass (National and Organizational) shall be worn on the Class A uniform coat or the Class C shirt only.

H) Cap badges are not authorized, but are permitted on the overseas or ski cap only. These may be distinctive insignia, divisional patch, branch of service, or P.X. "crossed skis".

I) Distinctive Insignia (DI's) may be worn only for the 87th Infantry. All others have not been approved as of this date, but may be worn with permission of the unit commander.

THE DIVISIONAL SLEEVE INSIGNIA SHALL ALWAYS BE WORN

***'POINTS UP' !***





REGULAR ARMY &  
(Not assigned  
to regiment)



ORGANIZED RESERVE  
(With regimental  
number)




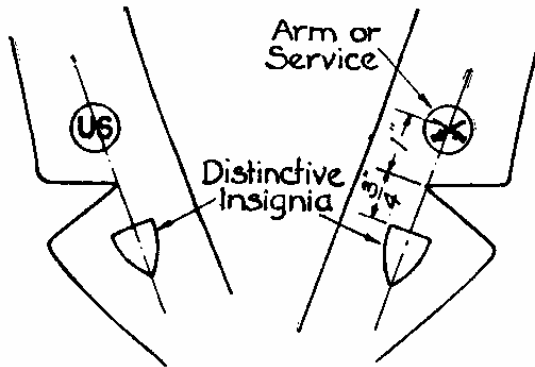
NATIONAL GUARD  
(Not assigned  
to regiment)



NATIONAL GUARD  
(With regimental  
number)



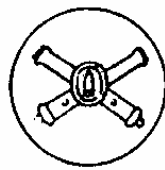
AIR CORPS



CAVALRY




CHEM. WARFARE  
SERVICE



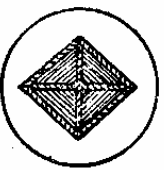
COAST ART.  
CORPS




CORPS OF  
ENGINEERS



FIELD  
ARTILLERY



FINANCE  
DEPARTMENT




INFANTRY



MEDICAL  
DEPARTMENT



NAT. GUARD  
BUREAU



ORDNANCE  
DEPARTMENT



QUARTERMASTER  
CORPS



SIGNAL  
CORPS



DETACHED  
ENLISTED MEN

### III QUARTERMASTER MANUAL

(abridged from 1943 Quartermaster Corps catalog)

#### 3-1 INDIVIDUAL EQUIPMENT

Issue of Clothing &  
Equipment  
10 March 1943  
**Mountain Infantry**  
(exerpt)

Item	Quantity	Item	Quantity
<b>Class A Uniform:</b>		Mittens, Shell, Trigger Finger	1
Belt, Web, Waist, M-1937 with Buckle	1	Muffler, Wool, OD	1
Cap, Overseas, Wool, OD	1	Parka, Reversible, Ski	1
Cap, Garrison, OD	1	Shirt, Knit, OD	1
Insignia, Collar, EM	1	Shoepacs, Low	1
Insignia, Collar, U.S.	1	Socks, Arctic (Jute)	3
Coat, Wool, Serge, OD	1	Socks, Wool, Light or Heavy	3
Necktie, Cotton, Mohair, Khaki	2	Socks, Wool, Ski	3
Overcoat, Wool, Roll Collar, OD	1	Suspenders, Trouser	1
Shirt, Flannel, OD, Coat Type	2	Sweater, High Neck, Wool, OD	1
Shoes, Service	1	Toque, Wool, Knit, M-1941	1
Socks, Cotton, Tan	3	Trousers, Mountain	1
Trousers, Wool, OD	1	Trousers, Wool, Ski	1
		Trousers, Ski, White	1
<b>Class C Uniform (Summer):</b>		<b>Summer Field Issue:</b>	
Cap, Garrison, Cotton, Khaki	1	Hat, HBT, OD	1
Cap, Overseas, Cotton, Khaki	1	Jacket, HBT	2
Shirt, Cotton, Khaki	2	Raincoat, Dismounted	1
Trousers, Cotton, Khaki	2	Trousers, HBT	2
<b>Winter Field Issue:</b>		<b>Personal Equipment:</b>	
Boots, Mukluk, White	1	Drawers, Cotton, Shorts	5
Boots, Ski - Mountain	2	Drawers, Wool	5
Cap, Ski	1	Handkerchief, Cotton, White	2
Cap, Wool, Knit, OD, M-1941	1	Handkerchief, Cotton, OD	2
Gaiters, Ski, OD	1	Necklace, ID Tag	1
Gaiters, Ski, White	1	Tag, ID	2
Gloves, Leather, Ski	1	Toilet Articles	
Gloves, Wool, OD, Leather Palm	1	Brush, Shaving	1
Helmet, Steel, M-1 (complete)	1	Comb, Rubber or Plastic	1
Hood, Cloth	1	Razor, Safety, with 5 blades	1
Insoles, Felt	2	Towel, Bath	1
Jacket, Field, Mountain	1	Towel, Huck	1
Mittens, Insert, Trigger Finger	2	Undershirt, Summer, Sleeveless, White	5
		Undershirt, Wool	5



### 3-1 INDIVIDUAL EQUIPMENT



#### **Jacket, Mountain M-1942**

*55-J-544-25 to 55-J-545-90*

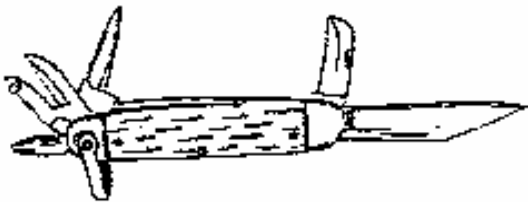
A windproof, water repellent field jacket with a folding hood and four front flap pockets. A storage pouch on the rear is supported by internal suspenders for heavier load carrying ability.....

#### **Trousers, Ski-Mountain**

*55-T-1258 to 55-T-1354*



A wind resistant cotton poplin trouser, sized to allow woolen trousers to be worn as an under-garment. They feature slide fasteners on the front slash pockets, and have two patch pockets on the lower leg.....




#### **Knife, Mountain**

**74-K-80**

A folding pocket knife with two cutting blades, a can opener, leather punch and recessed head Phillip's screwdriver.

#### **Boot, Ski-Mountain**

(with rubber sole)




*72-B-1845 to 72-B-2851*

A combination boot intended for both skiing and mountain climbing, with a rocker sole, square toe and grooved heel

### 3-1 INDIVIDUAL EQUIPMENT

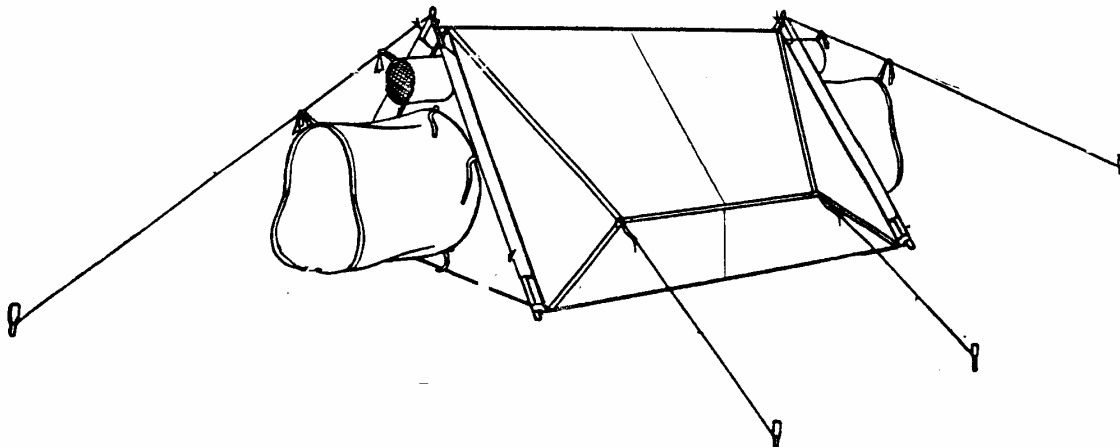
Every soldier is expected to maintain a military appearance with regards to uniforms, equipment and personal behavior. If in doubt about what is expected or how to meet the expectation, please refer your questions to a senior N.C.O.



Display of issued uniforms and personal field equipment as presented for weekly inspection.

### 3-2 ORGANIZATIONAL EQUIPMENT

<b>Individual Equipment:</b>			
Adapters, Ski	2	Knife, M-1926	1
Bands, Contraction	1 pr	Knife, Mountain	1
Bag, Barrack	2	Overcoat, Parka Type	1 for every 4 individuals
Bag, Sleeping, Mountain	1	Pad, Insulated, Sleeping	1
Bag, Sleeping, Arctic (outer)	1	Rucksack, M-1942	1
Belt, Rifle, Cal .30 M-1923 (dismounted)	1	Skins, Climbing	1 pr
OR		Bindings, Ski	1 pr
Belt, Magazine, BAR, M-1937	1	Skis, Steel Edge	1 pr
OR		OR (Artillery, HQ, Engineers, Medical)	
Belt, Pistol, M-1936	1	Bindings, Snowshoe, Mountain	1 pr
Blanket, Wool, OD, M-1934	2	Snowshoes, Bearpaw	1 pr
Brush, Mountain	1	OR	
Can, Meat, M-1932	1	(interchanges with Snowshoes, Bearpaw)	
Canteen, M-1910	1	Bindings, Snowshoe, Trail	1 pr
Comforter, Cotton Filled or Down	1	Snowshoes, Trail	1 pr
Cup, M-1910	1	Snowshoes, Emergency	
Cup Heater, M-1942	1	1 pr	
Fork, M-1926	1	Stove, Cooking, M-1942	1/2
Goggles, Ski - Mountain	1	Tent, Mountain, 2 Man (complete)	1/2
		Thong, Emergency	2
		Tip, Ski, Emergency Repair	1 for every 4 individuals



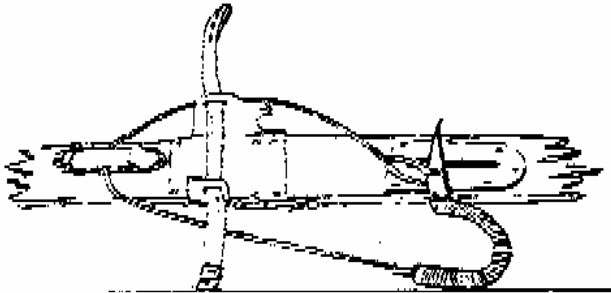
**Tent, Mountain, 2-man (complete)  
74-T-90**

The tent, mountain is a lightweight, waterproof tent with a floor that may be pitched with either the olive drab or white side out, depending on which will provide the best camouflage.

## 3-2 ORGANIZATIONAL EQUIPMENT

### **Binding, Ski 74-B-298**

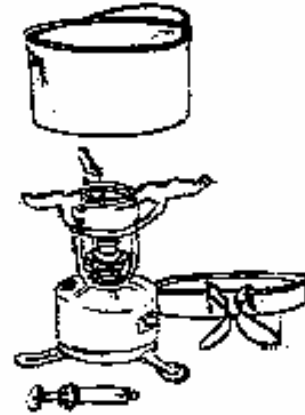
This is a Kandahar-type cable binding used to hold the boot firmly to the ski.



### **STRAP, SKI, SAFETY 74-S-360-5**

A short leather strap used to fasten the boot, ski-mountain to the ski, to prevent the loss of a ski when the boot comes out of the binding.

**Ski  
74-S-173 to 74-S-174**  
A hickory, steel-edged ski for all-round winter use. Available in 7'0"



### **STOVE, Mountain, M-1942 Type 1**

### **With COOKSET, Mountain, M-1942**

A complete cookset for a two-man patrol. The pots nestle together for storage, and the lid can serve as a pan for heating. The stove folds to a sufficient size to store inside



### **3-3 NON-SPECIFIED or UNIT SEPECFIED EQUIPMENT**


Because of the wide variety of equipment in the Army supply system today, please refer to current QM publications for more information.



*Information for this section to be added at a later date.*

## IV MANUAL OF ARMS


4-1 **Order Arms:** the butt of the rifle rests on the ground, barrel to the rear (on M-1), toe of the butt on line with the toe of, and touching the right shoe, right hand holding the rifle between the thumb and fingers, left hand as in position of the soldier without arms. (figure A)



**FIGURE A**


4-2 **Port Arms:** at the command ARMS, raise the rifle with the right hand and carry it across the body until the right hand is in front of and slightly to the left of the chin, and the butt in front of the right hip. At the same time, grasp the rifle at the

balance with the left hand, palm down and wrist straight. (TWO) carry the right hand to the small of the stock, grasping it, palm down, holding right forearm horizontal and rifle parallel to the body. (figure B)



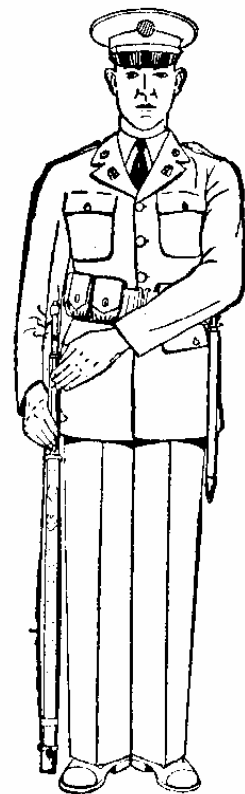
**FIGURE B**

4-3 **Present Arms:** at the command ARMS, carry the rifle in front of the center of the body with the right hand, barrel to the rear (M-1) and vertical, grasp it with the left hand at the balance forearm horizontal and resting against the body. (TWO) grasp the small of the stock with the right hand. (figure C)




**FIGURE C**

4-4 to **Order Arms:** at the command ARMS, let go of the rifle with the right hand and re-grasp the piece between the upper sling swivel and the stacking swivel. (TWO) let the rifle go with the left hand, lower the piece to the right so the butt is 3 inches from the ground, left hand with fingers straight and joined steadying the rifle, forearm and wrist straight and inclining downward. (THREE) complete the order by lowering the rifle gently to the ground with the right hand, cut away sharply with the left hand to the side. (figure D)



**FIGURE D**

4-5 to **Right Shoulder Arms**: from Order Arms, raise and carry the rifle with the right hand , and grasp the piece at the balance with the left hand. (TWO) regrasp it with the right hand at the butt, the heel between the first two fingers, fingers closed on the stock. (THREE) without changing the grip with the right hand, place the rifle on the right shoulder, barrel up and inclined at a 45 from the horizontal, trigger guard in the shallow of the shoulder, right forearm horizontal and elbow against the body, the rifle perpendicular to the front; carry the left hand with fingers extended to the small of the stock, first joint of the forefinger touching the rear of the receiver, wrist straight and elbow down. (FOUR) cut away the left hand smartly to the side. (figure E)




**FIGURE E**



4-6 to **Parade Rest**: from Order Arms, move the left foot sharply 12 inches to the left of the right foot, keeping the legs straight, so weight rests evenly on both feet. At the same time, incline the muzzle of the rifle to the front, the right arm extended. Move the left hand behind the body, resting in the small of the back, palm to the rear (figure F)

4-7 To refer to other commands, refer to FM 21-100, Basic Field manual, Soldier's Handbook, as issued and distributed as per Army regulations.



**FIGURE E**

## **V UNIT HISTORY of the TENTH LIGHT DIVISION**

- December 6, 1941 The 1st Bttn, 87th Mountain Infantry Regiment was activated at Ft. Lewis, Washington. Recruited through the National Ski Patrol, and requiring three letters of recommendation, the unit was filled out with outdoorsmen, skiers, forest rangers and Olympic-class talent from Ivy League schools and top Scandinavian countries.
- March, 1942 Construction begins for Camp Hale, for Winter Warfare Training near Leadville, Colorado.
- November 11, 1942 Camp Hale opened. 86th Mountain Infantry Regiment activated, along with support and supply units.
- May, 1943 87th Mountain Infantry Regiment detached to the Aleutians for the Kiska assault.
- June, 1943 Unit designated 10th Light Division, (Alpine), and cadre used to form the 85th Mountain Infantry Regiment. Un-formed 90th Mountain Infantry Regiment disbanded and absorbed into Mountain and Winter Warfare Board.
- October, 1943 87th Mountain Infantry Regiment returns.
- June 1944 10th Light Division transferred to Camp Swift, Texas for hot-weather training.
- November 11, 1944 10th Light Division officially authorized to wear the tab "*MOUNTAIN*" above insignia, and re-titled Tenth Mountain Division (Light) (Alpine)
- December 16, 1944 10th Mountain Division detached Z.I , transit to ETO, Italy.

## **VI SAFETY REGULATIONS**

- 1) All events shall appoint a safety officer to represent each side where blank ammunition shall be used. These officers shall be registered with the chairman of the Safety Committee at least 30 days prior to the event.
- 2) All participants must be members in a recognized unit, and must operate with no less than 5 members. Smaller groups shall be combined to create a larger unit or attached by the event controller to such a unit.
- 3) All members must be 21 years of age or older, to attend in a tactical event.
- 4) All motor vehicles must be driven by a licensed driver, in a safe and sensible manner, and must be preceded by a ground guide when driven off road.
- 5) No ignitable devices may be thrown or projected at or onto any motor vehicle.
- 6) No weapon is to be discharged towards another person at a distance closer than 20 yards. If closer, a discharge into the air is acceptable, as long as the muzzle is directed away from the targeted person.
- 7) No horizontally fired projectiles (fired at less than a 45 degree angle to the ground) permitted.
- 8) No live ammunition may be present in any way at an event where blank ammunition will be discharged.
- 9) Affixed bayonets are forbidden in all tactical events, and in most spectator events, unless approved by a safety officer.

10) Refusal to obey the orders of a Safety Officer, Umpire, or Event Coordinator may result in immediate expulsion from an event, and a report will be filed with the Board of Directors for possible dismissal from the parent organization.

This is a summary of the basic rules for tactical and public displays. A complete copy of all safety rules and policies is available through the unit commander, and should be requested as needed. *Lack of knowledge* is no excuse for violation of rules of safety. Please refer to the ***SAFETY and RISK MANAGEMENT PROGRAM*** for more information.